





















































































































































































































systema venosum cerebrospinale

PARTONOMY LIST

FMA	TA	UID	Short official Latin term	Short Spanish equivalent
		10382	systema venosum cerebrospinale 	sistema venoso cerebroespinal 
		4588	systema venosum cerebrale 	sistema venoso cerebral 
50982		4589	venae cerebri superficiales	venas cerebrales superficiales (par) 
		4590	venae cerebri superiores (par)	venas cerebrales superiores (par) 
		8987	venae orbitofrontales (par) 	venas orbitofrontales (par) 
		8988	vena frontopolaris (par) 	vena frontopolar (par) 
51102		4592	venae frontales (par) 	venas frontales (par) 
		8989	vena precentralis (par) 	vena precentral (par) 
		8990	vena centralis (par) 	vena central (par) 
51238		4598	vena anastomotica superior (par) 	vena anastomotica superior (par) 
		8991	vena postcentralis (par) 	vena postcentral (par) 
51103		4593	venae parietales (par) 	venas parietales (par) 
50802		4595	venae occipitales (par) 	venas occipitales (par) 
50983		4596	vena cerebri media superficialis (par)	vena cerebral media superficial (par) 
		8992	venae frontales (par) 	venas frontales (par) 
		8994	venae parietales (par) 	venas parietales (par) 
		8995	venae temporales (par) 	venas temporales (par) 
51239		4597	vena anastomotica inferior (par) 	vena anastomotica inferior (par) 
		4599	venae cerebri inferiores (par)	venas cerebrales inferiores (par) 
51288		4600	vena uncalis (par) 	vena uncal (par) 
		4602	venae temporales (par) 	venas temporales (par) 
		8996	venae temporales basales (par) 	venas temporales basales (par) 
		8997	venae occipitales (par) 	venas occipitales (par) 
		8998	venae occipitales basales (par) 	venas occipitales basales (par) 
		4603	venae cerebri profundae (par)	venas cerebrales profundas (par) 
50990		4604	vena basalis (par) 	vena basal (par) 
		4605	venae cerebri anteriores (par)	venas cerebrales anteriores (par) 
51309		4606	vena cerebri media profunda (par)	vena cerebral media profunda (par) 
		8999	venae atriales (par) 	venas atriales (par) 
		9000	vena atrialis media (par) 	vena atrial media (par) 
		9001	vena atrialis lateralis (par) 	vena atrial lateral (par) 
		4607	venae insulares (par) 	venas ínsulares (par) 
		4608	venae thalamostriatales inferiores (par) 	venas thalamostriadas inferiores (par) 
51322		4609	vena gyri recti (par)  ; vena olfactoria (par) 	vena de la circunvolución recta (par)  ; vena olfactoria (par) 
51325		4610	vena ventricularis inferior (par) 	vena ventricular inferior (par) 
50998		4611	vena choroidea inferior (par) 	vena coroidea inferior (par) 
		9003	venae caudatae anteriores (par) 	venas caudadas anteriores (par) 
		9004	venae septales (par) 	venas septales (par) 
62611		9007	venae hippocampales longae (par) 	venas hipocámpicas largas (par) 
		9008	vena hippocampalis longa anterior (par) 	vena hipocámpica larga anterior (par) 
		9009	vena hippocampalis longa posterior (par) 	vena hipocámpica larga posterior (par) 
		4612	venae pedunculares (par) 	venas pedunculares (par) 
50993		4613	vena cerebri magna (par)	vena cerebral magna (par) 
70876		4614	vena cerebri interna (par)	vena cerebral interna (par) 

51329		4615	vena choroidea superior (par) 	vena coroidea superior (par) 
		9010	vena atrialis medialis (par) 	vena atrial medial (par) 
50997		4616	vena thalamostriatalis superior (par) 	vena thalamoestriada superior (par) 
		9011	venae septi pellucidi (par) 	venas del septum pellucidum (par) 
51007		4617	vena anterior septi pellucidi (par) 	vena anterior del septum pellucidum (par) 
51008		4618	vena posterior septi pellucidi (par) 	vena posterior del septum pellucidum (par) 
51009		4619	vena medialis ventriculi lateralis (par) 	vena medial del ventriculo lateral (par) 
51010		4620	vena lateralis ventriculi lateralis (par) 	vena lateral del ventriculo lateral (par) 
		4621	venae nuclei caudati (par) 	venas del núcleo caudado (par) 
		4622	venae directae laterales (par) 	venas directas laterales (par) 
51026		4623	vena posterior corporis callosi (par)  ; vena dorsalis corporis callosi (par) 	vena posterior del cuerpo calloso (par)  ; vena dorsal del cuerpo calloso (par) 
51246		4650	vena ophthalmica superior (par) 	vena oftálmica superior (par) 
51729		4651	vena nasofrontalis (par) 	vena frontonasal (par)
70881		4652	venae ethmoidales (par) 	venas etmoidales (par) 
51779		4653	vena lacrimalis (par) 	vena lacrimal (par) 
70883		4656	venae ciliares anteriores (par) 	venas ciliares anteriores (par) 
51873		4657	sinus venosus sclerae (par)	seno venoso escleral (par) 
		9870	venulae aquosae (par) 	vénulas acuosas (par) 
70884		4658	venae sclerales (par) 	venas esclerales (par) 
51799		4659	vena centralis retinae (par) 	vena retiniana central (par) 
51894		4660	pars extraocularis (par) 	porción extraocular (par) 
51895		4661	pars intraocularis (par) 	porción intraocular (par) 
51913		6992	venula retinalis temporalis superior (par) 	vénula retiniana temporal superior (par) 
51914		6993	venula retinalis temporalis inferior (par) 	vénula retiniana temporal inferior (par) 
51916		6994	venula retinalis nasalis superior (par) 	vénula retiniana nasal superior (par) 
51915		6995	venula retinalis nasalis inferior (par) 	vénula retiniana nasal inferior (par) 
51917		6996	venula macularis superior (par) 	vénula macular superior (par) 
51918		6997	venula macularis inferior (par) 	vénula macular inferior (par) 
51919		6998	venula macularis media (par) 	vénula macular media (par) 
		4662	venae episclerales (par) 	venas epiesclerales (par) 
		4663	venae palpebrales (par) 	venas palpebrales (par) 
		4664	venae conjunctivae (par) 	venas conjuntivales (par) 
		4654	venae vorticosae (par) 	venas vorticosas (par) 
		14147	vena vorticosa superior lateralis (par) 	vena vorticosa superior lateral (par) 
		14148	vena vorticosa superior medialis (par) 	vena vorticosa superior medial (par) 
		14149	vena vorticosa inferior lateralis (par) 	vena vorticosa inferior lateral (par) 
		14150	vena vorticosa inferior medialis (par) 	vena vorticosa inferior medial (par) 
		4655	venae ciliares (par) 	venas ciliares (par) 
51335		4624	venae trunci encephali (par) 	venas del tronco del encéfalo (par) 
51336		4625	vena pontomesencephalica (par) 	vena pontomesencefálica (par) 
51339		4626	venae interpedunculares (par) 	venas interpedunculares (par) 
		9012	venae mesencephalicae anteromediales (par) 	venas mesencefálicas anteromediales (par) 
		9013	venae mesencephalicae anterolaterales (par) 	venas mesencefálicas anterolaterales (par) 
51340		4627	vena intercollicularis (par) 	vena intercolicular (par) 
		9016	venae mesencephalicae posteriores (par) 	venas mesencefálicas posteriores (par) 
51341		4628	venae mesencephalicae laterales (par) 	venas mesencefálicas laterales (par) 
51342		4629	venae pontinae (par) 	venas pontinas (par) 

51346		4630	vena pontina anteromediana (par)	vena pontina anteromediana (par)
		9017	venae pontinae anteromediales (par)	venas pontinas anteromediales (par)
		4631	venae pontinae anterolaterales (par)	venas pontinas anterolaterales (par)
		4632	venae pontinae transversae (par)	venas pontinas transversas (par)
51349		4633	venae pontinae laterales (par)	venas pontinas laterales (par)
		4634	venae medullae oblongati (par)	venas del búlbo raquídeo (par)
51390		4635	vena medullaris anteromediana (par)	vena medular anteromediana (par)
		9018	venae medullares anteromediales (par)	venas medulares anteromediales (par)
51391		4636	venae medullares anterolaterales (par)	venas medulares anterolaterales (par)
		4637	venae medullares transversae (par)	venas medulares transversas (par)
		4638	venae medullares posteriores (par)	venas medulares posteriores (par)
51394		4639	vena medullaris posteromediana (par)	vena medular posteromediana (par)
51344		4640	vena recessus lateralis ventriculi quarti (par)	vena del receso lateral del cuarto ventrículo (par)
51345		4641	vena cisternae cerebellomedullaris posterioris (par)	vena de la cisterna cerebelomedular posterior (par)
		4642↓	venae cerebelli (par)	venas cerebelosas (par)
51230		4643	vena vermis superior (par)	vena vermiana superior (par)
51231		4644	vena vermis inferior (par)	vena vermiana inferior (par)
		9019	vena retrotonsillaris superior (par)	vena retrotonsilar superior (par)
		9020	vena retrotonsillaris inferior (par)	vena retrotonsilar inferior (par)
		4645	venae cerebelli superiores (par)	venas cerebelosas superiores (par)
		4646	venae cerebelli inferiores (par)	venas cerebelosas inferiores (par)
51234		4647	vena cerebelli precentralis (par)	vena cerebelosa precentral (par)
51236		4648	vena petrosa (par)	vena petrosa (par)
50762		4555	sinus venosi dures	senos venosos dures
50763		4556	sinus transversus (par)	seno transverso (par)
		9032	sinus tentorialis (par)	seno tentorial (par)
50784		4557↓	confluens sinuum	confluencia de los senos
50766		4558	sinus marginalis (par)	seno marginal (par)
50781		4559	sinus occipitalis	seno occipital
		9034	(sinus occipitalis obliquus	(seno occipital oblicuo
50783		4560	plexus basilaris	plexo basilar
50777		4561	sinus petrosquamosus (par)	seno petroescamoso (par)
50782		4562	sinus sigmoideus (par)	seno sigmoideo (par)
50767		4563	sinus sagittalis superior	seno sagital superior
		4564	lacunae laterales (par)	lagunas laterales (par)
50768		4565	sinus sagittalis inferior	seno sagital inferior
52213		9036	(plexus venosus falcis cerebri (par)	(plexo venoso de la hoz del cerebro (par)
50769		4566	sinus rectus	seno recto
50770		4567	sinus petrosus inferior (par)	seno petroso inferior (par)
52386		4568	venae labyrinthicae (par)	venas laberinticas (par)
50771		4569	sinus petrosus superior (par)	seno petroso superior (par)
50772		4570	sinus cavernosus (par)	seno cavernoso (par)
50773		9039	sinus intercavernosi	senos intercavernosos
50774		4571	sinus intercavernosus anterior	seno intercavernoso anterior
50775		4572	sinus intercavernosus posterior	seno intercavernoso posterior
		11922	(sinus intercavernosus inferior	(seno intercavernoso inferior
50776		4573	sinus sphenoparietalis (par)	seno esfenoparietal (par)
50785		4574	venae diploicae (par)	venas diploicas (par)
50786		4575	vena diploica frontalis (par)	vena diploica frontal (par)
50787		4576	vena diploica temporalis anterior (par)	vena diploica temporal anterior (par)

50788		4577	vena diploica temporalis posterior (par)	vena diploica temporal posterior (par)
50789		4578	vena diploica occipitalis (par)	vena diploica occipital (par)
50790		4579	venae emissariae (par)	venas emisarias (par)
50791		4580	vena emissaria parietalis (par)	vena emisaria parietal (par)
50792		4581	vena emissaria mastoidea (par)	vena emisaria mastoidea (par)
50793		4582	vena emissaria condylaris (par)	vena emisaria condílea (par)
50794		4583	vena emissaria occipitalis (par)	vena emisaria occipital (par)
50795		4584	plexus venosus canalis nervi hypoglossi (par)	plexo venoso del conducto del hipogloso (par)
50796		4585	plexus venosus foraminis ovalis (par)	plexo venoso del agujero oval (par)
51994		9045	vena sphenoidalis (par)	vena esfenoideal (par)
50797		4586	plexus venosus caroticus internus (par)	plexo venoso carotídeo interno (par)
		4587	venae portales hypophysiales (par)	venas portales hipofisarias (par)
		9047	vena petrosa superficialis (par)	vena petrosa superficial (par)
		9061	vena foraminis caeci (par)	vena del agujero ciego del hueso frontal (par)
		9062	venae foraminis laceri (par)	venas del agujero rasgado (par)
		9064	venae clivales (par)	venas clivales (par)
		4688	venae medullae spinalis (par)	venas de la médula espinal (par)
		9065	venae perimedullares (par)	venas perimedulares (par)
70892		4689	vena spinalis anterior (par)	vena espinal anterior (par)
		9069	vena centralis anterior (par)	vena central anterior (par)
		4690	venae spinales posteriores (par)	venas espinales posteriores (par)
		4690	# vena spinalis posterior	# vena espinal posterior
		9070	vena centralis posterior (par)	vena central posterior (par)
		9071	venae radicales (par)	venas radicales (par)
		4681	venae intervertebrales (par)	venas intervertebrales (par)
		4683	venae columnae vertebralis (par)	venas de la columna vertebral (par)
		9072	plexus venosi vertebrales (par)	plexos venosos vertebrales (par)
4869		4686	plexus venosus vertebralis internus anterior (par)	plexo venoso vertebral interno anterior (par)
		4687	venae basovertebrales (par)	venas basovertebrales (par)
4870		4691	plexus venosus vertebralis internus posterior (par)	plexo venoso vertebral interno posterior (par)
		9073	plexus venosi vertebrales externi (par)	plexos venosos vertebrales externos (par)
10787		4684	plexus venosus vertebralis externus anterior (par)	plexo venoso vertebral externo anterior (par)
12852		4685	plexus venosus vertebralis externus posterior (par)	plexo venoso vertebral externo posterior (par)
50803		9077	plexus venosus suboccipitalis (par)	plexo venoso suboccipital (par)
			175 lines	
			490 entities	

SCIENTIFIC NOTES

UID Libelle of note

- 4557 Several Sinus durae matris have been added:
Although the Venae cerebri superiores (Superficial cerebral veins) are rather variable, here the subdivision suggested by Rhoton (2002 Neurosurgery 51, Suppl1:S159-204) is followed. The Superior cerebral veins drain to the Superior sagittal sinus, whereas the Venae cerebri inferiores drain into the Sinuses along the Cranial base. For the Venae trunci encephali and Venae cerebelli, Duvernoy HM (1995 The Human Brain Stem and Cerebellum. Springer, Vienna) is followed.
- 4590
- 4624 See note # 4590
- 4642 See note # 4590